



CLICKABLE CEMENT TILE (CCT) THE REVOLUTIONARY DRY FIXING FLOORING SOLUTION

鎖扣式水泥纖維磚
革命性乾式地板鋪裝

sqm.hk

Classification 類別



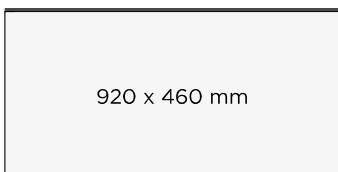
Advantages 優點

<p>無需填縫 超強鎖扣 500kg/m</p> <p>No Grout Superior Locking Strength</p>	<p>100% 防水</p> <p>Waterproof</p>	<p>R10防滑 水泥磚面 數碼印刷</p> <p>R10 Anti-slip No Paper Direct Digital Print</p>
<p>高穩定不 冷縮熱脹</p> <p>Dimensional Stability</p>	<p>19db 室內噪音 改善35%</p> <p>Room Sound Improvement +35%</p>	<p>0%甲醛</p> <p>Formaldehyde Free</p>


Further advantages 更多優點

- No expansion and separation fugue 沒有擴張或分離 (熱脹冷縮)
- Absolutely dimensionally stable 尺寸穩定
- Anti-slip 防滑
- Warm to the touch 觸感溫暖
- Suitable for allergics 防過敏
- Lightfast 7 / 8 光照色牢度 7 / 8
- Natural product 天然物料產品
- Designs at infinitum 無限設計
- Free of harmful substances 不含有害物質
- Anti-static 防靜電

Dimensions 尺寸




Thickness 厚度 CCT : 7.5mm CCT-FR : 6.0mm



Fulfill the requirements of Gold Blue Angel and Green Guard Gold 合乎Gold Blue Angel 和 Green Guard Gold的認證要求

- 1 KORUS protection KORUS保護層
- 2 Lightfast digital print 耐光高清數碼印刷
- 3 Rigid Cement Fibre Board 水泥纖維板
- 4 GREEN Sound - Sound impact 有機降噪墊

Test Reports 檢測報告




GB 8624-2012
[Class A (A2-s1), Flooring]
建築材料及制品燃燒能分級
鋪地材料 A (A2-s1) 級認證



GB 8624-2012
[Class A (A2-s1,d0), Plate Material]
建築材料及制品燃燒能分級
平板狀建築材料 A (A2-s1,d0) 級認證


Certificates 認證



www.blauer-engel.de/UZ120

CCT

Stock Collection 現貨系列



C.01
CONCRETE SILVER
水泥銀白
920 x 460 x 7.5mm



C.03
CONCRETE SILVER VECTRO
水泥銀白向量
920 x 460 x 7.5mm




C.02
CONCRETE CHROME
水泥銀銘
920 x 460 x 7.5mm



W.02
OAK LIGHT
橡木自然
1235 x 200 x 7.5mm



W.01
OAK STEEL
橡木銀鋼
1235 x 200 x 7.5mm



S.02
CALACATTA
石匯卡拉卡塔
920 x 460 x 7.5mm

CCT


Indent Collection 訂貨系列



201025
Finnish Oak



201229
Larch Zermatt



200609
Sessile Oak Creme



200611
Oak Craggy




200754
Oak Sierra



201226
Oak Vita



201016
Oak Olive Flamed



201225
Oak Light




201024
Gold Oak




200970
Oak Street

CCT

Indent Collection 訂貨系列




201231
Concrete Creme White



201021
Structural Concrete White



200087
Punti



201020
Concrete Silver



221027
Ferroconcrete




201023
Eco Concrete



201019
Concrete Chrome




201018
Concrete Terra




221059
Porto Branco



201233
Cement Iron



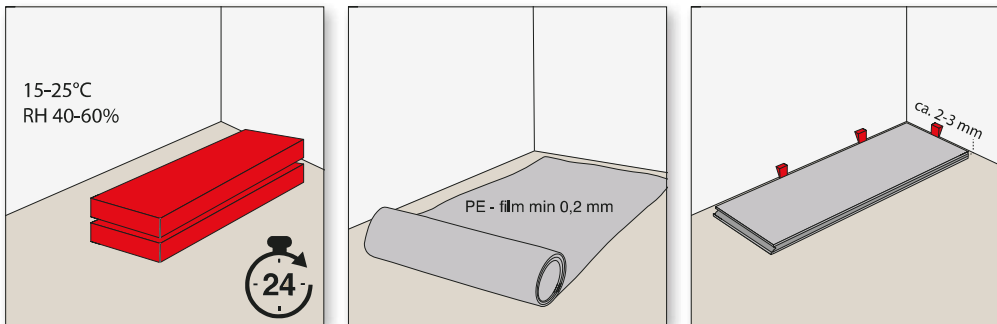
201223
Stone Retro



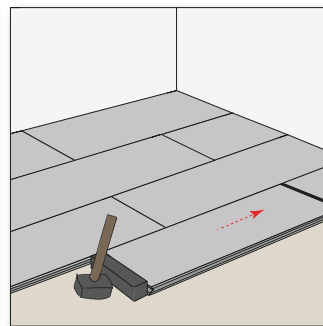
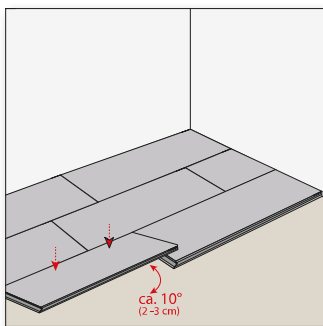
201236
Stone Ornament

CCT

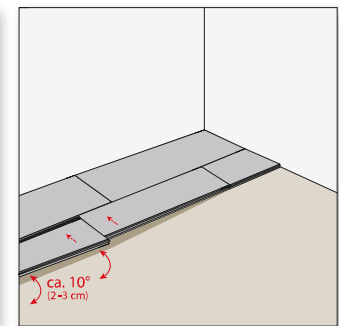
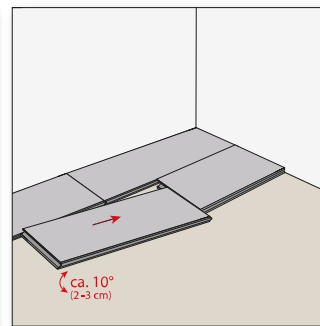
Installation and maintenance instructions



Angle Snap version 1



Angle to Angle version 2



BEFORE INSTALLATION

CCT is laid floating on a clean, dry, level, as well as tensile and pressure-resistant substrate (DIN18356). The maximum permissible unevenness of the subfloor must not exceed 2 mm to 1 m length, otherwise it must be leveled with filler. CCT is also suitable for full surface bonding with a recommended water-free adhesive from your adhesive supplier (e.g., „Kleiberit 583,6“). When using a pallet truck or similar up to 1000 kg total load the floor must be glued in addition at the click connection (D3 glue).

Before installation, CCT should be acclimatised at a room temperature of 15-25° C and a relative humidity of approx. 40-60%, 24h in the closed, plain bearing package. A PE foil is recommended, the subfloor has to comply with the humidity standard, i.e. max. 2,0% CM for cement subfloor and max. 0,5% CM for anhydrite subfloor. CCT can also be installed on hot water and electric floor heating. For application in the wet area, where there is danger of standing water or flooding, it is imperative to use a so-called jointing compound (for example „Clic Seal“ or „Seal & Clic“). It must be avoided that moisture or constant moisture can act on the back of the floor. The boards should be checked for their perfect condition at daylight, any defects must be complained before the laying. Please also check that the tongues and grooves are free from chips or other particles. Differences in color and structure can occur due to the properties of the material and underline the authenticity of this natural product.

INSTALLATION

CCT can be installed with two standard variants: Angle Snap (variant 1) or Angle to Angle (variant 2). Start laying in a corner of the room and consider dilatation joints of 2-3 mm against the wall and every other solid construction element. Even larger surfaces can be laid without a separation/ dilatation joint. Attention! Construction separation/ dilatation joints must be considered.

Angle Snap version 1

Set the long side of the planks at a slight angle to approx. 10° / 2-3 cm and click them by pushing on and pressing down. On the front side, the panels are clicked by a tapping block by gently tapping. Always place the tapping block (at least 20 cm long) against the spring (tongue) or the lower cheek, never at the „good edge“.

Angle to Angle version 2

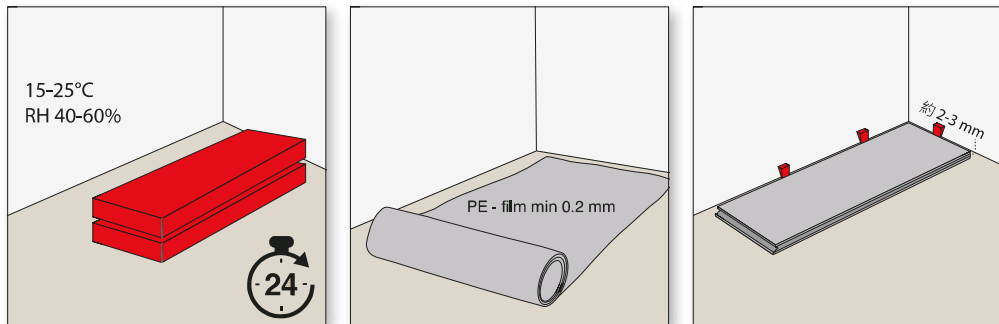

Slightly raise the panels to the end face by approx. 10° / 2-3 cm and then click on the next panel also on the end face. Subsequently lift the panels and the adjacent ones which is already clicked, lightly, on max 10° / 2-3 cm and slide respectively click the panels together. Lay the following panels in the direct extension of the first. The remainder of the first row is the first panel of the second row. It should be at least 30 cm long. For cutting the panels, a hand circular saw or laminate punch is recommended. It is also possible to cut the line on the surface with a cutter knife and „buckle“ the plate.

CLEANING AND CARE

The floor can be dampened but also wet cleaned, also the use of brush wet cleaning machines is possible. After the first cleaning of the newly laid flooring, it is recommended to mop the surface. Waste of CCT can be disposed as construction waste and fully recycled.

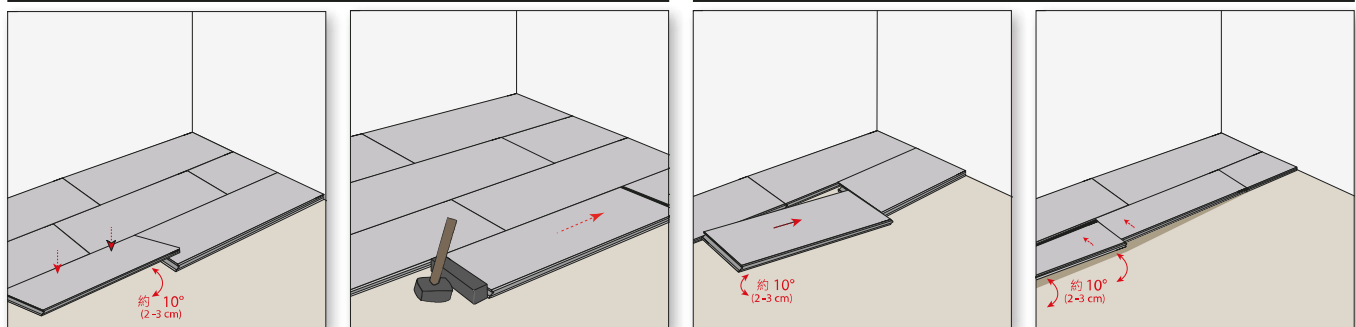
CCT

安裝和護理說明



單邊角度連接 (範例1)

兩邊角度連接(範例2)



安裝準備

CCT 應放置在乾淨、乾旱、平整以及抗拉伸和耐壓的基底上(DIN18356)。底層基底的最高允許不均勻度不得超過2毫米至1米長，否則必須使用填料進行平整。CCT也適用於粘劑供應商推薦的無水粘劑進行全表面黏合(例如“Kleiberit 583.6”)。當使用高達1000kg總重量的托盤搬運車或相近物時，必須在鎖扣連接處上使用(D3膠水)黏貼地板。

安裝前的24小時，應讓CCT放置在15至25°C的室溫和相對濕度約為40至60%環境中適應。在安裝前，建議使用塑料薄膜鋪在底層基底上。而底層基底亦需符合濕度標準：即如混凝土底層基底最高含水量(CM)為2%；而硬石膏底層基底含水量(CM)最高為0.5%。CCT還可安裝在地暖系統上。對於在經常有積水的潮濕區域應用時，必須在鎖扣處使用特定連接化合物(如“Clic Seal”或“Seal&Clic”)。必須避免水分留在地板背面。應在白天檢查地板是否完好。在鋪設前必須清晰檢查任何缺陷。另外，請檢查舌片和凹槽是否沒有碎屑或其他顆粒。顏色和結構上的差異可能是由於材料的特性而產生，突出了這種天然產品的真實性。

安裝

CCT有兩種標準安裝(範例1)單邊角度連接或(範例2)兩邊角度連接。

在單位室內的角落開始進行鋪設，並在靠牆壁的位置預留2至3毫米的伸縮縫。甚至更大的表面也可以在沒有分離/擴張接頭的情況下鋪設。注意！必須考慮施工分離/擴張接頭。

單邊角度連接 (範例1)

將地板的長邊稍微傾斜約10°或約2至3厘米，然後通過推壓進行鎖扣。在正面，通過輕敲，緊扣著地板與地板間的鎖扣。輕敲的位置(長度最少20厘米)應在下頰上(凸出的鎖扣位置)，不要在板材的邊緣進行輕敲。

兩邊角度連接(範例2)

將地板稍微升高到端面約10°或約2至3厘米，然後鎖扣另一個地板(也在端面上)。然後抬起地板和已鎖扣的相鄰地板，輕按最大10°或約2至3厘米並分別滑動面板，進行鎖扣。第二個地板直接放在第一個地板的延伸部分。第一行的其餘部分是第二行的第一個地板。它應該至少有30厘米長。在切割地板方面，建議使用手動圓鋸或層壓沖頭，而且也可以用切割刀在表面切割線，並進行“扣”板，折割地板。

清潔和護理

地板可以濕洗，也可以使用備有刷子的清洗機。在新鋪設的地板第一次清潔後，建議拖拭表面。而CCT的廢料可作為建築廢料處理並可完全回收利用。

CCT

Accessories 配件

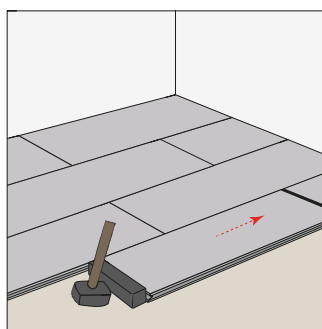
ClicSeal 地板接縫密封劑

- ClicSeal is a joint sealer designed to protect the core of 'click' flooring from moisture and water damage.
- It will prevent joint swelling and opening.
- ClicSeal can be used on all glueless flooring - laminate and engineered wood floors.
- It is ideal for kitchens, bathrooms and entrances.
- One tube of ClicSeal is sufficient for 10 square metres of flooring.
- ClicSeal does not have to be used on the whole floor but can be used just in those areas where water is likely to be splashed.
- ClicSeal是一種接合密封劑，旨在保護鎖扣式地板的核心免受潮濕和水的損害。
- 它可以防止接縫腫脹和爆開。
- ClicSeal可用於所有無縫地板 - 層壓板和複合木地板。
- 非常適合廚房，浴室和門口。
- 一管ClicSeal足以用在10平方米的地板。
- ClicSeal不必在全幅地板使用，可以只在水可能濺到的地方。



Tapping Block (PVC) 塑膠敲磚

- Designed for close gaps during flooring installation.
- Used to protect the tongue/edge of the plank from damage.
- 專為安裝地板時需要緊密縫隙而設計。
- 用於保護地板的舌片和凹槽/邊緣免受損害。



LM Aluminium Trim Kit LM 鋁合金地板修口

- Decorative ending profile specially design for SQM by Lico CCT
- Profile Length in 2440mm
- Available in finishes:
 - 專為Lico CCT而設計的裝飾修邊
 - 每支長度為2440mm
 - 表面顏色可供選擇:



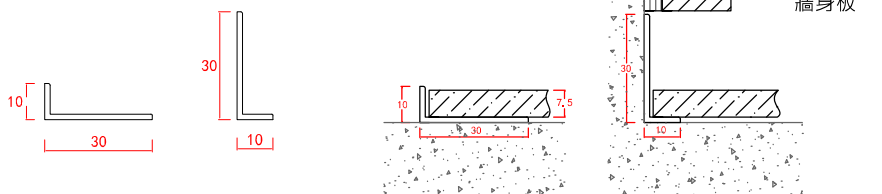
'SA' Stainless-steel Colour Anodised

'BA' Black Colour Anodised

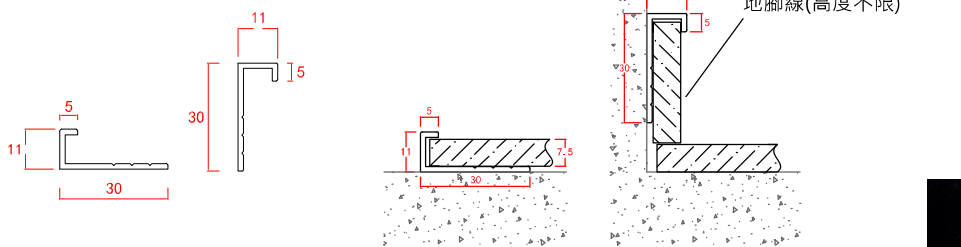
'SA' 不銹鋼色

'BA' 黑色

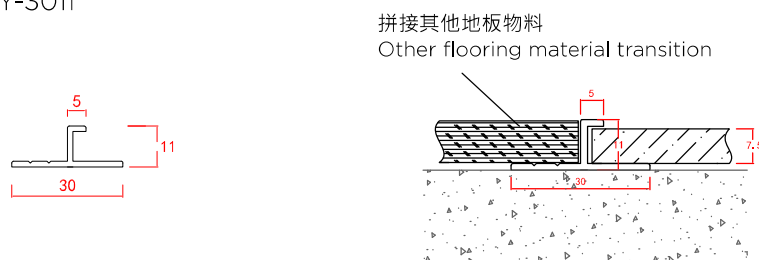
LM-L-3010



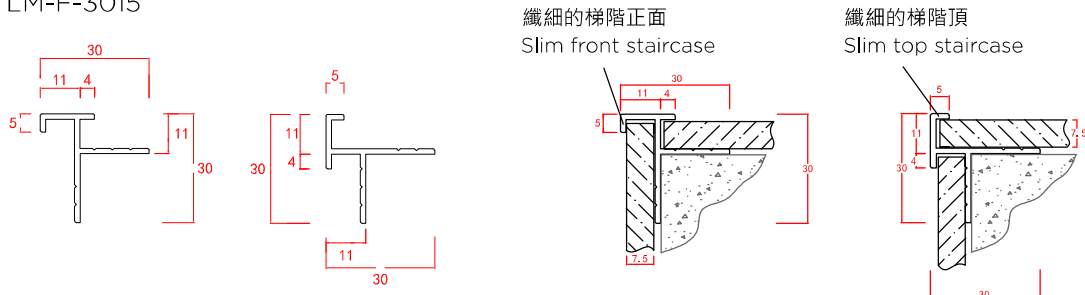
LM-J-3011



LM-Y-3011



LM-F-3015



CCT

Technical Data Sheet 技術數據表

	Rating standard 評級標準	CCT	CCT - FR Grade A2 Fire Rated A2級不燃建築材料
 Dimensions & thickness / 尺寸和厚度	EN 427 & EN 428	920 x 460 x 7.5 mm 1235 x 200 x 7.5 mm	920 x 460 x 6 mm 1235 x 200 x 6 mm
 Classification / 類別	EN 16511	Commercial 33 商用級33	Commercial 33 商用級33
 Total weight / 重量	EN 430	approx. 12,000 g/m ²	approx. 11,800 g/m ²
 Impact sound reduction / 降噪性	EN ISO 717-2	approx. 19 dB	approx. 13 dB
 Effect of chair castors / 抗椅輪耐磨損性	EN 425	fulfil 達標	fulfil 達標
Room sound improvement / 噪聲改善度	IHD-W-31	35%	24%
 Reaction of fire / 防火性能	EN ISO 9239-1 GB8624-2012	Bfl s1	A2-s1, d0
 Dimensional stability / 尺寸穩定性	EN 434	< 0.01 %	< 0.01 %
 Thermal resistance / 隔熱保溫性	EN 12524	approx. 0.03 m ² K/W	approx. 0.03 m ² K/W
 Residual indentation / 壓痕殘餘度 (抗壓性)	EN 433	0 mm	0 mm
 Reaction to static electricity / 抗靜電性	EN 1815	< 2 kV antistatic 抗靜電	< 2 kV antistatic 抗靜電
 Lightfast / 光照色牢度	ISO 105	7 / 8	7 / 8
 Coefficient of friction / 防滑等級	EN 51130	R 10	R 10
 Resistance to chemicals / 抗化學性能	EN 423	Very good resistance 非常好的抵抗力	Very good resistance 非常好的抵抗力
Emissions value / 揮發性有機物質排放量		< 100 ppm laut AgBB 根據 AgBB	< 100 ppm laut AgBB 根據 AgBB
 Swellness value 24h / 24小時浸泡後膨脹厚度	EN 317	0%	0%
 Locking strength / 裝配板鎖緊強度	ISO 24334	> 500 kg/lfm - kg/m	> 500 kg/lfm - kg/m
 Abrasion resistance / 耐磨性	EN 14354 EN 13329	>10 000 WR4 AC5	>10 000 WR4 AC5
Micro scratch resistance / 耐刮擦性	EN 16094	MSR-A1/MSR-B1	MSR-A1/MSR-B1
 Effect of a furniture leg / 傢俱腿抗刮性能	EN 424	No damage shall be visible 無可見損傷	No damage shall be visible 無可見損傷
Stain resistance / 耐污性	EN 438-2:2016	Grad 5 / 5	Grad 5 / 5
 Slip resistance / 防滑性能	EN 13893	Class DS 類	Class DS 類



	Brands 品牌	SQM by Lico	Other Brands 其他品牌	Other Brands 其他品牌	Other Brands 其他品牌
	Product Line 產品	CCT	Traditional Tile 傳統地磚	WPC 木紋膠板 (Wood Plastic Laminate)	Laminated Wood Base Clic Flooring 鎖扣木地板
Composition 成份	Manufacturing Process 生產工序	Patented Cement Board Core, Digitally Printed with Hot Coating Wear Shield 專利水泥核心板 · 在磚面上 直接數碼打印花紋及防水層	Clay Tiles, Glazed & Hot Kiln Baked 粘土瓷磚 · 釉面和熱窯烤	LVT Glued & Hot Pressed on WPC Core 在WPC核心上進行LVT膠合 和熱壓	HAT Press System Woodfibre & Melamine Compound with Printed Paper 以木纖維 / 三聚氰胺化合物 及帶印刷紙張壓成
	Material Composition 材料成份	100% Organic 100% 有機	100% Organic 100% 有機	PVC-Based PVC塑膠	Woodfibre / Polymer Melamine Compound 木纖維 / 聚合物 三聚氰胺化合物
	Comfort Core Walking & Warmth Technology 舒適核心步行和觸感技術	✓	✗	✗	✗
	Underlayment 地墊	Waterproof & 100% Anti-Microbial / Anti-Mold / Anti-Fungus 防水和100%抗微生物 / 防黴 / 抗真菌	✗	✗	✗
Performance 性能	Guaranteed Not to Delaminate 保證不分層	✓	✓	✗	✓
	Density, Rigidity & Impact Resistance 密度 · 剛性和抗衝擊性	400% Higher 超過4倍	500% Higher 超過5倍	Normal 正常	Similar to CCT 類似CCT
	Curling & Cupping Risk 彎曲翹起可能性	40x Less 少於40倍	None 沒有	Normal 正常	Worse, 10x Less 差, 少於10倍
	Thermal Expansion 熱膨脹	100% Expansion-Free 100% 不膨脹	100% Expansion-Free 100% 不膨脹	Normal 正常	Normal 正常
	Fire Resistance 防火性能	High 高	High 高	Low 低	Low 低
	Flex Core Technology 柔韌核心技術	✓	✗	✗	✗
	Click Connection-Tongue Strength 鎖扣安裝 - 舌片強度	4x Stronger 4倍強度	N/A 不適用	Normal 正常	Similar to CCT 類似CCT
Applications 應用	Install over existing Tile Floors 在現有的地板上安裝	✓	✓	✓	✓
	Clickable Installation 鎖扣安裝	✓	✗	✓	✓
	Floating Floor 懸浮式拼法	✓	✗	✓	✓
	Removable w/o Demolition 可拆卸而毋須拆毀	✓	✗	✓	✓
	Wood Plank Sizes 木板尺寸	✓	✓	✓	✓
	Tile Sizes 瓷磚尺寸	✓	✓	✗	✓
Certifications 認證	Green Guard 綠色認證	✓	✓	✓	?
	Wear & Abrasion Resistance 耐磨性	Class AC5-Highest Rating AC5級 - 最高級別	Class AC5-Highest Rating AC5級 - 最高級別	Heavy Commercial 重型商用	AC5
	Emissions 排放	Lowest in the Industry 行業內最低	Normal 正常	High 高	High 高
	Noise Reduction 降噪性	19dB (分貝)	✗	18dB (分貝)	?

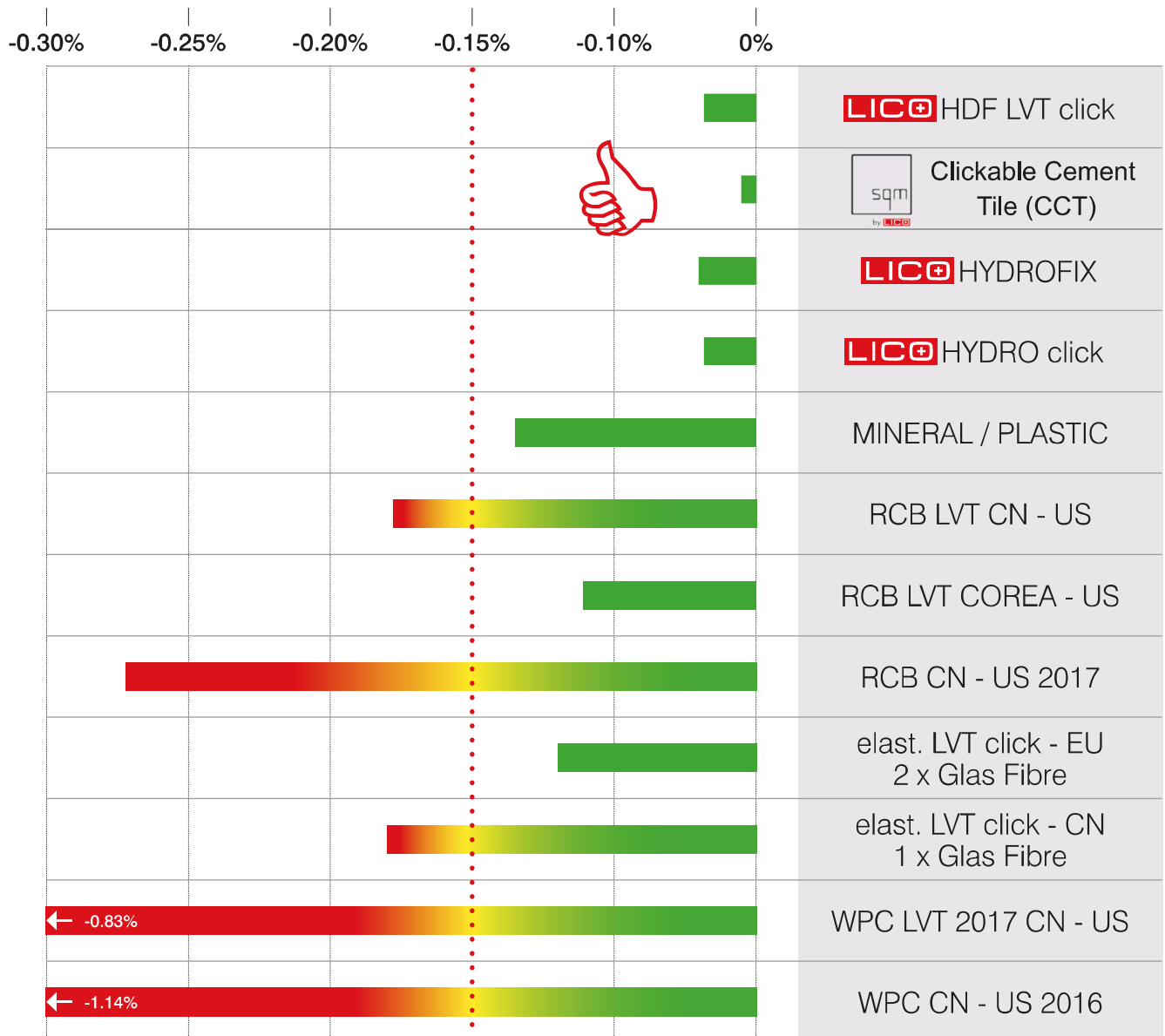
CCT

The Most Stable Flooring 最穩定的地板

長期穩定性 LONG TERM STABILITY

EN-434 23° C - 6h / 80° C - 24h / 23° C

收縮 shrinking

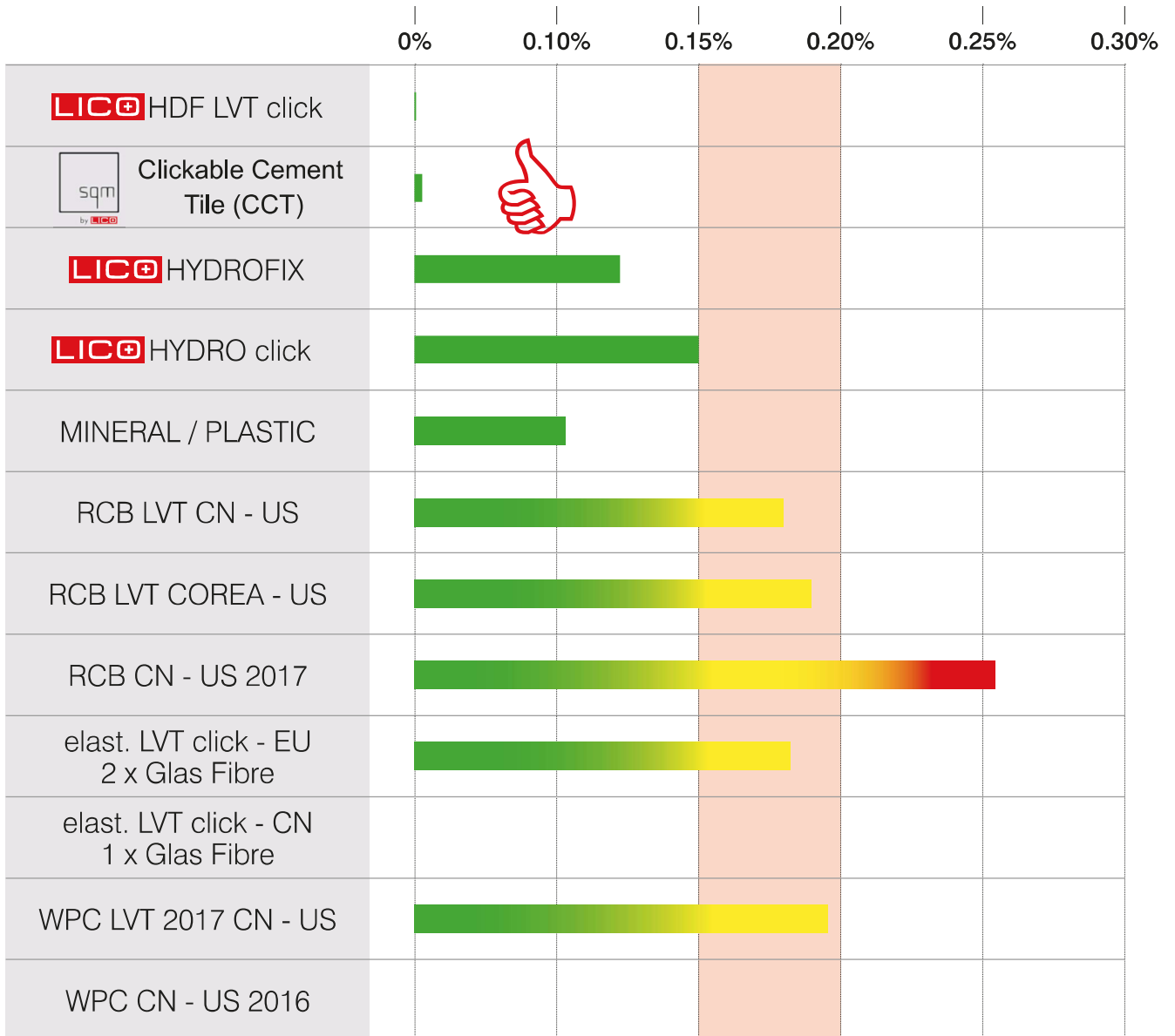


••• Grenzwert - EN Norm 16511

RCB= Rigid Core Board (similar system / Hydro-Hydrofix) / WPC= Water Proof Core Board (usual yellow / creme board)

HOT-SPOT = 20° - 60° C

elongation 膨脹



planned limit value - EN standard 16511

RCB= Rigid Core Board (similar system / Hydro-Hydrofix) / **WPC**= Water Proof Core Board (usual yellow / creme board)

CCT

Job References 項目參考



Turino Airport, Italy
- Heavy Commercial Grade 33 -
Used by more than
a million passengers each year!

意大利 都靈機場
- 重型商用33級 -
每年有超過一百萬的乘客使用！

SQM by LICO Clickable Cement Tile (CCT) **The natural phenomenon**

CCT is the successful combination of a perfectly stable mineral core board and the optical design variety of the newest digital printing technology.

Coupled with the properties of the KORUS surface technology, CCT is suitable for almost every area. From the living area to highly frequented commercial areas - CCT is the alternative to plastic or wood based flooring and always in perfect harmony with nature. The remarkable technical features are totally convincing.




SQM by Lico 鎖扣式水泥地磚(CCT) **呈現自然**


CCT是完美穩定的礦物核心板和最新高清印刷技術的結合，
打造出來的完美產品。

結合KORUS表面技術的特點，CCT幾乎適用於所有領域，
從生活區到商業區，而且CCT更是塑料或木質地板的替代品，
產品與大自然完美融合，顯著的技术特點是完全令人信服的。



Google Headquarter
Via Federico Confalonieri,4,
20124 Milano MI, Italy
2018





Energy company Vattenfall

Berlin
100 m2
February 2019



Fashion store Comma,

70 m2
January 2019



Delicatessen store

Nürnberg, Germany
110 m2
December 2018



Restaurant zur Mühle

5036 Oberenfelden
Switzerland
November 2018




Hotel Garberhof

Hauptstrasse 25
39024 Malles Venosta
Bozen, Italy
180 m2 Wellness Area
October 2018



Cafe Spettacolo

Rail station RHB
7500 St. Moritz
St. Moritz, Switzerland
140 m2 Cafe
June 2018



Hotel Resort
Burgenland
Eisenstand, Austria
140 m² Wellness Area
May 2018



Shopping mall Gäupark
Hausimollstrasse 1,
4622 Egerkingen, Switzerland
140 m² Caffee Cappuccino
May 2018



Restaurant Bottega
Neustift im Stubaital
Austria
80m²
May 2018



Hotel Allegro Einsiedeln
Lincolnweg 23
8840 Einsiedeln
Einsiedeln, Switzerland
600 m² Restaurant
February 2018



Aloha beach cafe
California US
140 m²
January 2018



Das Lokal
Promenade 100
7270 Davos Platz
Davos, Switzerland
80 m² Bar/Restaurant
January 2018



G. Neuenschwander Söhne AG
Industriestrasse 4,
Oberdiessbach, Switzerland
700 m2 Lederwarenschop
February 2017




Airport Turin
Strada Aeroporto, 12
10072 Caselle Torinese TO, Italy
1.700 m2 Check-in and Shops
November 2016



Onlinestore
Moosweg, 15,
39020 Kastelbell
Bolzano, Italy
780 m2 Office
July 2016



Bakery Breitner
Frauenstrasse 30
85276 Pfaffenhofen
Germany
180 m2 Sales and production area
March 2016



Großprojekt Micodur 2018-2019
Deutschland
2018 / 2019



SQM Showroom
North Point, Hong Kong
30 m²
September 2018



Private Residence
North Point, Hong Kong
100 m²
March 2019



Private Residence
Kowloon Bay, Hong Kong
35 m²
March 2019



SQM Company Limited

Shop 6, 28 Java Road, Hong Kong
enquiry@sqm.hk
+852 31695383
sqm.hk